

















































Sizes available of the BioLevel implants

| | | | | | | |
|-----------------------|---|---|---|---|---|---|
| Ø 3.0 |  |  |  |  |  |  |
| inserting length (L): | 6 mm | 8 mm | 10 mm | 11.5 mm | 13 mm | 16 mm |
| Ø 3.25 |  |  |  |  |  |  |
| inserting length (L): | 6 mm | 8 mm | 10 mm | 11.5 mm | 13 mm | 16 mm |
| Ø 3.75 |  |  |  |  |  |  |
| inserting length (L): | 6 mm | 8 mm | 10 mm | 11.5 mm | 13 mm | 16 mm |
| Ø 4.25 |  |  |  |  |  |  |
| inserting length (L): | 6 mm | 8 mm | 10 mm | 11.5 mm | 13 mm | 16 mm |
| Ø 4.75 |  |  |  |  |  |  |
| inserting length (L): | 6 mm | 8 mm | 10 mm | 11.5 mm | 13 mm | 16 mm |
| Ø 5.25 |  |  |  |  |  |  |
| inserting length (L): | 6 mm | 8 mm | 10 mm | 11.5 mm | 13 mm | 16 mm |
| Ø 6.0 |  |  |  |  |  |  |
| inserting length (L): | 6 mm | 8 mm | 10 mm | 11.5 mm | 13 mm | 16 mm |
| Ø 7.0 |  |  |  |  |  |  |
| inserting length (L): | 6 mm | 8 mm | 10 mm | 11.5 mm | 13 mm | 16 mm |

About the company

BIONIKA Medline Orvostechnikai Kft. Is a member of the Swedish-Hungarian group of companies. It was founded in 1989. The owners of the company are Swedish and Hungarian citizens. We have more than 30-year-experience in the field of medical instruments and implant development, production and trade.

BIONIKA as a researcher, developer, manufacturer and distributor is present in dentistry, oral surgery, traumatology, orthopedics and rehabilitation in the medical-professional areas. According to our objective and perception, we attach great importance to the word „BIONIKA“, which marks a scientific thinking on the boundaries of biology, technology and electronics that combines these three areas in our researching and developing work.

Clinical and technological experiences: The continuous process, combination and utilization of clinical and technological experiences in development contributes to our success, up to the production base. Here you will find the best solutions and constructions suited to customer needs, which are under continuous development.

Development: The owners of BIONIKA put great emphasis on continuous product and technological research and development. Our products are developed in close collaboration with doctors and engineers, enabling us to ensure the world-class quality and practical utilization.

Quality: The quality of the products expected by our customers is guaranteed by design, manufacturing and quality management according to the harmonized European Union laws. The BIONIKA Medline Kft. is operated according to the EN ISO 9001 and the EN ISO 13485 quality management system. Our products are provided with CE marks.


Guarantee: After inserting the implant - the risk of the ossification process is assumed by BIONIKA, independently of cause and effect relationship – exchange guarantee is ensured within one year after the purchase. Otherwise, we provide a long-term, 10-year guarantee for our products.

BIONIKA Medline Kft • 3516 Miskolc, Tégla u. 29.
www.bionika.hu • info@bionika.hu
mobil: +36 70 670-6875



K18-MD07-056

BIOLEVEL IMPLANT SYSTEM



BIOLEVEL

The fullest solutional possibility a patient can be given by the doctor



Connection: Cone & hex

The perfect cone and hexagonal prism geometry ensures a perfect fixation. The 90 ° cone angle eventuates micro-motor-free power transmission. It superimposes the powers deep right into the implant.

Cortical Level

The chances of the implant persistency are significantly improved by inserting the upper edge of the implant at the cortical level or below.

Platform switching

The diameter of the abutment is smaller than the outer part of the implant which is connected to the bone. The bone can creep onto the upper edge of the implant

Spirally microstriated cortical surface

The microstriated spiral surface can function as a significant weight bearing element. The self-closing thread structure and the cycloid cord thread geometry ensure a micromotor-free condition for fast insertion.

Anatomical root form

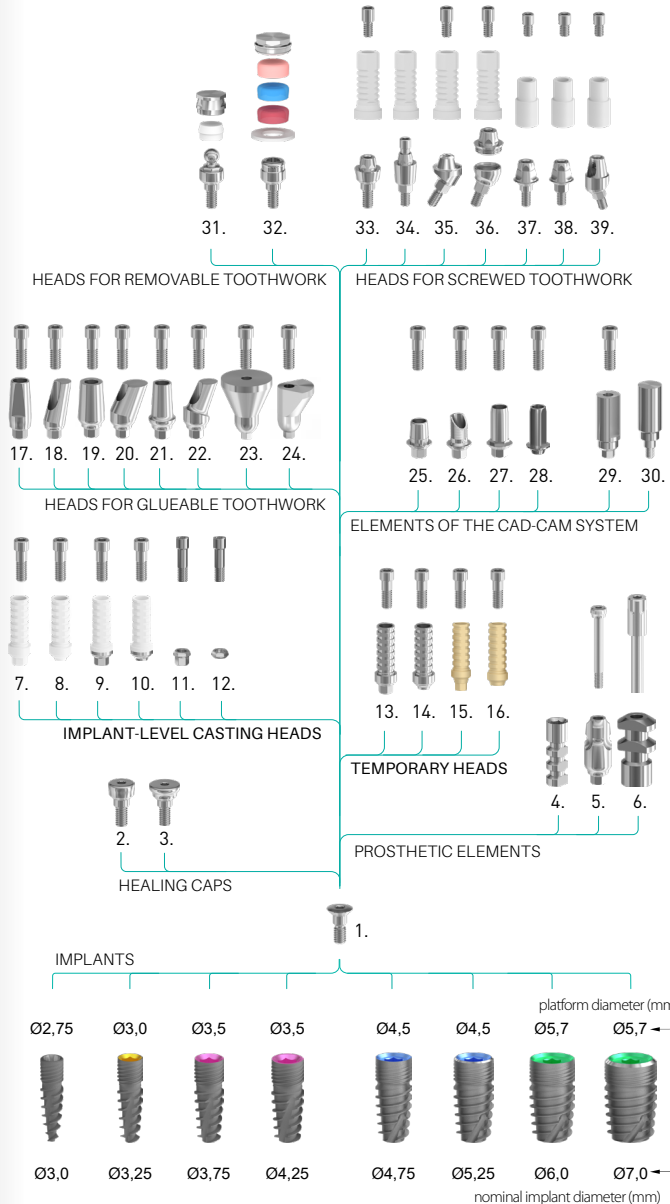
Due to the conicity, high thread pitch, high thread deepness, self-closing and self-tapping shaping of the implant screw thread, it can be immediately loaded with a due diligence.

Rounded implant end

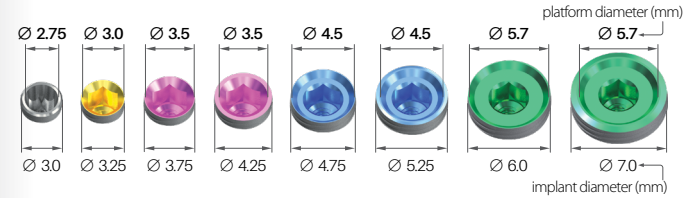
It helps facilitating the minor direction changes when inserting the implant.

The functional structure of the **BioLevel** system

Grade 4 quality titanium is applied in the case of the implants and Grade 5 quality titanium is applied in the case of the abutments. Our abutments can be made of Co-Cr material and POM or PEEK materials are applied in the case of plastic heads.



The sizes available of the **BioLevel** abutments



| | Denomination | Sulcus height (mm) | head height (mm) |
|----|--|--------------------|------------------|
| 1 | Locking screw | - | - |
| 2 | Healing cap, narrow | 2 4 6 | |
| 3 | Healing cap, anatomical | 2 4 6 | |
| 4 | Technical implant | | 12 |
| 5 | Sampling head for closed spoon | | 11 |
| 6 | Sampling head for open spoon | | 11 |
| 7 | Castable plastic head, positioned | | 12 |
| 8 | Castable plastic head, non-positioned | | 12 |
| 9 | Co-Cr, metal based cast head, positioned | | 12 |
| 10 | Co-Cr, metal based cast head, non-positioned | | 12 |
| 11 | Interface, positioned | | |
| 12 | Interface, non-positioned | | |
| 13 | Temporary head, positioned | | 12 |
| 14 | Temporary head, non-positioned | | 12 |
| 15 | Temporary head, positioned, PEEK | | 12 |
| 16 | Temporary head, non-positioned, PEEK | | 12 |
| 17 | Narrow head, straight | | 9 |
| 18 | Narrow head, 15°, 25° oblique | | 9 |
| 19 | Universal head, straight | | 11 |
| 20 | Universal head, 15°, 25°, 25°, 45° oblique | | 11 |
| 21 | Anatomical head, straight | 2 4 6 | |
| 22 | Anatomical head, 15°, 25° oblique | 2 4 6 | |
| 23 | Trapezoidal head 15°, 25°, 35°, 45° | | 9 11 13 |
| 24 | Delta head 15°, 25°, 35°, 45° | | 9 11 13 |
| 25 | Titanium base | | 5 |
| 26 | Press ceramic base | | 5 |
| 27 | Tube head, positioned | | 9 |
| 28 | Tube head, non-positioned | | 9 |
| 29 | Scanbody head, through-bolted | | 12 |
| 30 | Scanbody head, screwable | | 12 |
| 31 | Ball head | 0,5 1 2 3 4 5 6 7 | |
| 32 | Locator head, straight | 0,5 1 2 3 4 5 6 7 | |
| 33 | Multi-unit head, straight | 0,5 1 2 3 4 5 6 7 | |
| 34 | Multi-unit head, through-bolted | 0,5 1 2 3 4 5 6 7 | |
| 35 | Multi-unit head, 20°, 30° oblique | 1 2 3 4 5 6 7 | |
| 36 | Multi-Compat head, 20°, 30° oblique | 1 2 3 4 5 6 7 | |
| 37 | Multi-unit SR head, straight | 0,5 1 2 3 4 5 6 7 | |
| 38 | Multi-unit SR head, through-bolted | 0,5 1 2 3 4 5 6 7 | |
| 39 | Multi-unit SR head, 20°, 30° oblique | 1 2 3 4 5 6 7 | |